

CURLING – MIXED DOUBLES
RESULTS : Pool B, Round 4


 Maniototo Curling International, Naseby
 9:00 am, Thu 29 Aug 2019

Scores

Sheet	Team	LSD	LSFE	1	2	3	4	5	6	7	8	Extra End	Total
A	Australia 2	110.5					1		1		X		2
	Sweden	45.9	LSFE	2	1	1		3		2	X		9
B	New Zealand 2	290.4				4		2	1	2	1		10
	Japan	182.4	LSFE	1	3		3						7
C	Italy	271.1		1				1		X			2
	USA	90.0	LSFE		6	3	2		4	X			15

LSD Total Last Stone Draw distance (cm)

LSFE H Last Stone in the First End (Hammer)

 Powerplay called by the team with hammer

X Unplayed / unfinished end due to concession

W Forfeited game because time expired

Pool B Standings after Round 4 of 5

Rank	Team	Played	Won	Lost	DSC
1	New Zealand 2	4	3	1	
1	Sweden	4	3	1	
1	USA	4	3	1	
4	Japan	4	2	2	
5	Australia 2	4	1	3	
6	Italy	4	0	4	

Teams will play a single round robin; top 3 from each pool will qualify for playoffs

CURLING – MIXED DOUBLES
RESULTS : Pool A, Round 4

Maniototo Curling International, Naseby


1:00 pm, Thu 29 Aug 2019

Scores

Sheet	Team	LSD	LSFE	1	2	3	4	5	6	7	8	Extra End	Total
A	Finland	226.0				1		1		X			2
	Australia 1	104.6	LSFE	4	2		4		2	X			12
C	Korea	61.6	LSFE	1		1		1		1		1	5
	New Zealand 1	94.3			1		1		1		1		4
D	Canada	56.7			3	3	1		1		1		9
	New Zealand 3	49.3	LSFE	1				4		2			7

LSD Total Last Stone Draw distance (cm)

LSFE H Last Stone in the First End (Hammer)

 Powerplay called by the team with hammer

X Unplayed / unfinished end due to concession

W Forfeited game because time expired

Pool A Standings after Round 4 of 5

Rank	Team	Played	Won	Lost	DSC
1	Korea	4	4	0	Qualified for playoffs
2	Australia 1	4	3	1	
3	Canada	4	2	2	
3	Finland	4	2	2	
5	New Zealand 1	4	1	3	
6	New Zealand 3	4	0	4	

Teams will play a single round robin; top 3 from each pool will qualify for playoffs

CURLING – MIXED DOUBLES
RESULTS : Pool B, Round 5

Maniototo Curling International, Naseby


5:00 pm, Thu 29 Aug 2019

Scores

Sheet	Team	LSD	LSFE	1	2	3	4	5	6	7	8	Extra End	Total
B	Italy	364.8				2		1			X		3
	Sweden	79.3	LSFE	4	1		1		2	1	X		9
C	New Zealand 2	66.8	LSFE	1		1		1	2		1		6
	Australia 2	223.3			2		1			1			4
D	USA	78.4	LSFE	2	1	1			1		X		5
	Japan	200.9					1	1		1	X		3

LSD Total Last Stone Draw distance (cm)

LSFE H Last Stone in the First End (Hammer)

 Powerplay called by the team with hammer

X Unplayed / unfinished end due to concession

W Forfeited game because time expired

Pool B Standings after Round 5 of 5

Rank	Team	Played	Won	Lost	DSC	
1	Sweden	5	4	1	31.68	Qualified for Semi-final
2	USA	5	4	1	32.87	Qualified for Quarter-final
3	New Zealand 2	5	4	1	69.28	Qualified for Quarter-final
4	Japan	5	2	3	61.23	
5	Australia 2	5	1	4	67.98	
6	Italy	5	0	5	141.20	

Teams played a single round robin; top 3 from each pool qualified for playoffs

DSC = Draw Shot Challenge, average LSD Distance (cm) after worst result discarded