

**CURLING – MIXED DOUBLES**
**RESULTS : Pool A, Round 2**

Maniototo Curling International, Naseby


9:00 am, Wed 28 Aug 2019

**Scores**

Sheet	Team	LSD	LSFE	1	2	3	4	5	6	7	8	Extra End	Total
B	Australia 1	121.1			1	4		1					6
	Korea	75.1	LSFE	1			2		2	1	2		8
C	New Zealand 1	185.0			1	2		1	1		1	1	7
	New Zealand 3	176.0	LSFE	3			2			1			6
D	Canada	57.2	LSFE	1		1		1	1		1		5
	Finland	231.3			1		1			1			3

**LSD** Total Last Stone Draw distance (cm)

**LSFE** H Last Stone in the First End (Hammer)

 Powerplay called by the team with hammer

**X** Unplayed / unfinished end due to concession

**W** Forfeited game because time expired

**Pool A Standings after Round 2 of 5**

Rank	Team	Played	Won	Lost	DSC
1	Korea	2	2	0	
2	Australia 1	2	1	1	
2	Canada	2	1	1	
2	Finland	2	1	1	
2	New Zealand 1	2	1	1	
6	New Zealand 3	2	0	2	

Teams will play a single round robin; top 3 from each pool will qualify for playoffs

DSC = Draw Shot Challenge, average LSD Distance (cm) after worst result discarded

**CURLING – MIXED DOUBLES**
**RESULTS : Pool B, Round 3**

Maniototo Curling International, Naseby


1:00 pm, Wed 28 Aug 2019

**Scores**

Sheet	Team	LSD	LSFE	1	2	3	4	5	6	7	8	Extra End	Total
A	USA	28.8	LSFE	1	2	1		1		4	X		9
	New Zealand 2	314.6					1		4		X		5
B	Australia 2	146.3	LSFE	2			1	1		4	X		8
	Italy	243.7			2	1			2		X		5
D	Sweden	64.0		2	1	1			1		2		7
	Japan	29.9	LSFE				1	1		1			3

**LSD** Total Last Stone Draw distance (cm)

**LSFE** H Last Stone in the First End (Hammer)

 Powerplay called by the team with hammer

**X** Unplayed / unfinished end due to concession

**W** Forfeited game because time expired

**Pool B Standings after Round 3 of 5**

Rank	Team	Played	Won	Lost	DSC
1	Japan	3	2	1	
1	New Zealand 2	3	2	1	
1	Sweden	3	2	1	
1	USA	3	2	1	
5	Australia 2	3	1	2	
6	Italy	3	0	3	

Teams will play a single round robin; top 3 from each pool will qualify for playoffs

DSC = Draw Shot Challenge, average LSD Distance (cm) after worst result discarded

**CURLING – MIXED DOUBLES**
**RESULTS : Pool A, Round 3**

Maniototo Curling International, Naseby


5:00 pm, Wed 28 Aug 2019

**Scores**

Sheet	Team	LSD	LSFE	1	2	3	4	5	6	7	8	Extra End	Total
B	Korea	175.5		1	1			2		4	X		8
	Canada	28.9	LSFE			1	1		1		X		3
C	Finland	131.5	LSFE	2			2			3			7
	New Zealand 3	228.5			1	2		1	1		1		6
D	Australia 1	247.9			1		4	1			2		8
	New Zealand 1	155.1	LSFE	1		2			1	1			5

**LSD** Total Last Stone Draw distance (cm)

**LSFE** H Last Stone in the First End (Hammer)

 Powerplay called by the team with hammer

**X** Unplayed / unfinished end due to concession

**W** Forfeited game because time expired

**Pool A Standings after Round 3 of 5**

Rank	Team	Played	Won	Lost	DSC
1	Korea	3	3	0	
2	Australia 1	3	2	1	
2	Finland	3	2	1	
4	Canada	3	1	2	
4	New Zealand 1	3	1	2	
6	New Zealand 3	3	0	3	

Teams will play a single round robin; top 3 from each pool will qualify for playoffs

DSC = Draw Shot Challenge, average LSD Distance (cm) after worst result discarded