

CURLING – MIXED DOUBLES
RESULTS : Pool B, Round 1

Maniototo Curling International, Naseby


9:00 am, Tue 27 Aug 2019

Scores

Sheet	Team	LSD	LSFE	1	2	3	4	5	6	7	8	Extra End	Total
B	Sweden	74.3	LSFE	1		3		1		2	X		7
	USA	274.9			1		2		1		X		4
C	Japan	120.3		1	1	1			1		2		6
	Australia 2	99.7	LSFE				1	1		2			4
D	Italy	379.5			1			1			X		2
	New Zealand 2	88.3	LSFE	1		3	1		3	1	X		9

LSD Total Last Stone Draw distance (cm)

LSFE H Last Stone in the First End (Hammer)

 Powerplay called by the team with hammer

X Unplayed / unfinished end due to concession

W Forfeited game because time expired

Pool B Standings after Round 1 of 5

Rank	Team	Played	Won	Lost	DSC
1	Japan	1	1	0	
1	New Zealand 2	1	1	0	
1	Sweden	1	1	0	
4	Australia 2	1	0	1	
4	Italy	1	0	1	
4	USA	1	0	1	

Teams will play a single round robin; top 3 from each pool will qualify for playoffs

DSC = Draw Shot Challenge, average LSD Distance (cm) after worst result discarded

CURLING – MIXED DOUBLES
RESULTS : Pool A, Round 1

Maniototo Curling International, Naseby


1:00 pm, Tue 27 Aug 2019

Scores

Sheet	Team	LSD	LSFE	1	2	3	4	5	6	7	8	Extra End	Total
A	New Zealand 3	142.4							1		X		1
	Korea	58.6	LSFE	1	1	2	1	1		3	X		9
B	New Zealand 1	88.8	LSFE	1		1		2		2			6
	Finland	185.3			2		3		2		1		8
C	Australia 1	85.3	LSFE	1	2		3		4	1	X		11
	Canada	129.2				2		1			X		3

LSD Total Last Stone Draw distance (cm)

LSFE H Last Stone in the First End (Hammer)

 Powerplay called by the team with hammer

X Unplayed / unfinished end due to concession

W Forfeited game because time expired

Pool A Standings after Round 1 of 5

Rank	Team	Played	Won	Lost	DSC
1	Australia 1	1	1	0	
1	Finland	1	1	0	
1	Korea	1	1	0	
4	Canada	1	0	1	
4	New Zealand 1	1	0	1	
4	New Zealand 3	1	0	1	

Teams will play a single round robin; top 3 from each pool will qualify for playoffs

DSC = Draw Shot Challenge, average LSD Distance (cm) after worst result discarded

CURLING – MIXED DOUBLES
RESULTS : Pool B, Round 2

Maniototo Curling International, Naseby


5:00 pm, Tue 27 Aug 2019

Scores

Sheet	Team	LSD	LSFE	1	2	3	4	5	6	7	8	Extra End	Total
A	Japan	185.8	LSFE	2	2	1			1	1	X		7
	Italy	211.3					1	2			X		3
C	Sweden	195.3			1		2		2		2		7
	New Zealand 2	63.0	LSFE	1		2		2		2		1	8
D	USA	23.3	LSFE	2		2		1		2	1		8
	Australia 2	157.7			1		1		3				5

LSD Total Last Stone Draw distance (cm)

LSFE H Last Stone in the First End (Hammer)

 Powerplay called by the team with hammer

X Unplayed / unfinished end due to concession

W Forfeited game because time expired

Pool B Standings after Round 2 of 5

Rank	Team	Played	Won	Lost	DSC
1	Japan	2	2	0	
1	New Zealand 2	2	2	0	
3	Sweden	2	1	1	
3	USA	2	1	1	
5	Australia 2	2	0	2	
5	Italy	2	0	2	

Teams will play a single round robin; top 3 from each pool will qualify for playoffs

DSC = Draw Shot Challenge, average LSD Distance (cm) after worst result discarded