

## FIS SNOWBOARD WORLD CUP 2018

### Results - Qualification

#### Ladies' Snowboard Slopestyle

CARDRONA (NZL)

SUN 3 SEP 2017 Start Time: 09:30

# SS



Jury			Course Data		
FIS Technical Delegate	LYLE Josh	AUS	Course Name	Big Bucks	
Head Judge	JENNINGS Matthew	USA	Start / Finish Altitude	1840m / 1690m	
Chief of Competition	ZERRENNER Eric	USA	Vertical Drop / Course Length	150m / 520m	
FIS Contest Director	MORESI Roberto	FIS	Nr of Jump Features	3	
Officials			Nr of Jibbing Features	3	
Chief of Slopestyle	PARKER Carly	CAN	Judges		
Course Designer & Builder	RICHMOND Heath	NZL	Judge 1	HASHIMOTO Ryo	JPN
Ass. Head Judge	SUNDEKVIST Ola	SWE	Judge 2	MACDONALD Sandy	CAN
			Judge 3	MANNING Connor	USA
			Judge 4	STUBBS Keith	NZL
			Judge 5	MULTHAUP Milu	NZL
			Judge 6	SUMATIC Iztok	SLO
			Judge 7	SUCHANOVA Klara	CZE
			Judge 8	BEUTLER Christian	SUI

Number of Competitors: 42, Number of participating NSAs: 20

Rank	Bib	FIS Code	Name	Heat	NSA Code	YB	Run	J1	J2	J3	J4	J5	J6	J7	J8	Score	Best	Tie
------	-----	----------	------	------	----------	----	-----	----	----	----	----	----	----	----	----	-------	------	-----

#### Qualified to Final from H1

1	5	9535409	LANGLAND Hailey	H1	USA	2000	Run 1	52	50	53	48					50.75	92.00	
							Run 2	92	94	93	89					92.00		
2	22	9305338	IWABUCHI Reira	H1	JPN	2001	Run 1	90	90	90	90					90.00	91.50	
							Run 2	91	92	92	91					91.50		

#### Qualified to Final from H2


1	2	9535078	ANDERSON Jamie	H2	USA	1990	Run 1					78	73	82	75	77.00	95.50	
							Run 2					96	98	95	93	95.50		
2	10	1229991	ORMEROD Katie	H2	GBR	1997	Run 1					85	90	85	89	87.25	87.25	
							Run 2					18	21	21	29	22.25		

#### Qualified to Semi Final from H1

3	9	9305286	ONITSUKA Miyabi	H1	JPN	1998	Run 1	82	82	83	82					82.25	88.50	
							Run 2	88	88	91	87					88.50		
4	12	9425008	NORENDAL Silje	H1	NOR	1993	Run 1	77	78	77	78					77.50	77.50	
							Run 2	23	23	24	28					24.50		
5	4	9415033	SADOWSKI SYNNOTT Zoi	H1	NZL	2001	Run 1	75	76	75	76					75.50	75.50	
							Run 2	54	53	50	52					52.25		

#### Qualified to Semi Final from H2

3	3	9105246	BLOUIN Laurie	H2	CAN	1996	Run 1					40	39	35	33	36.75	86.25	
							Run 2					87	82	90	86	86.25		
4	7	7105013	O BRIEN Spencer	H2	CAN	1988	Run 1					80	76	80	77	78.25	79.25	
							Run 2					79	77	81	80	79.25		



## FIS SNOWBOARD WORLD CUP 2018

### Results - Qualification

#### Ladies' Snowboard Slopestyle

CARDRONA (NZL)

SUN 3 SEP 2017 Start Time: 09:30


# SS



Number of Competitors: 42, Number of participating NSAs: 20

Rank	Bib	FIS Code	Name	Heat	NSA Code	YB	Run	J1	J2	J3	J4	J5	J6	J7	J8	Score	Best	Tie
5	27	9485265	FEDOROVA Sofya	H2	RUS	1998	Run 1					20	24	21	19	21.00	<b>77.50</b>	
							Run 2					79	75	78	78	<b>77.50</b>		
<b>Not Qualified</b>																		
11	15	9515143	DERUNGS Isabel	H2	SUI	1987	Run 1					72	70	70	73	<b>71.25</b>	<b>71.25</b>	
							Run 2					20	24	23	23	22.50		
12	20	9535306	JENSON Jessika	H2	USA	1991	Run 1					21	23	16	23	20.75	<b>68.50</b>	
							Run 2					71	68	67	68	<b>68.50</b>		
13	28	1119982	YANEZ Antonia	H2	CHI	1999	Run 1					10	13	12	14	12.25	<b>66.25</b>	
							Run 2					61	65	73	66	<b>66.25</b>		
14	1	9185019	RUKAJARVI Enni	H1	FIN	1990	Run 1	46	48	45	44					45.75	<b>62.50</b>	
							Run 2	63	59	69	59					<b>62.50</b>		
15	21	9305294	HIRONO Asami	H1	JPN	1990	Run 1	58	64	62	63					61.75	<b>62.00</b>	
							Run 2	61	68	61	58					<b>62.00</b>		
16	35	9515153	SOMAINI Carla	H1	SUI	1991	Run 1	62	61	58	55					59.00	<b>60.75</b>	
							Run 2	59	63	61	60					<b>60.75</b>		
17	8	1708267	MITTERMUELLER Silvia	H1	GER	1983	Run 1	60	60	59	60					<b>59.75</b>	<b>59.75</b>	
							Run 2	51	51	52	45					49.75		
17	16	9045103	COADY Tess	H2	AUS	2000	Run 1					55	59	65	60	<b>59.75</b>	<b>59.75</b>	
							Run 2					23	25	31	25	26.00		
19	25	1159968	PANCOCHOVA Sarka	H1	CZE	1990	Run 1	55	62	60	61					<b>59.50</b>	<b>59.50</b>	
							Run 2	21	19	25	26					22.75		
20	24	9405027	BARNHOORN Babs	H2	NED	1997	Run 1					50	55	62	59	<b>56.50</b>	<b>56.50</b>	
							Run 2					30	30	44	40	36.00		
21	11	9105100	VOIGT Brooke	H2	CAN	1993	Run 1					50	45	53	52	<b>50.00</b>	<b>50.00</b>	
							Run 2					10	20	11	17	14.50		
22	31	1159977	VOJACKOVA Katerina	H1	CZE	1997	Run 1	50	46	49	46					<b>47.75</b>	<b>47.75</b>	
							Run 2	23	21	21	22					21.75		
23	6	9415026	PRIOR Christy	H2	NZL	1988	Run 1					15	12	12	11	12.50	<b>46.25</b>	
							Run 2					50	42	47	46	<b>46.25</b>		
24	26	1709938	MEDLOVA Klaudia	H1	SVK	1993	Run 1	42	40	46	49					<b>44.25</b>	<b>44.25</b>	
							Run 2	40	39	47	41					41.75		
25	36	9535291	WALKER Ty	H1	USA	1997	Run 1	38	42	40	35					<b>38.75</b>	<b>38.75</b>	
							Run 2	23	21	24	22					22.50		

# Audi quattro Winter Games<sup>NZ</sup>



## FIS SNOWBOARD WORLD CUP 2018

### Results - Qualification

#### Ladies' Snowboard Slopestyle

CARDRONA (NZL)

SUN 3 SEP 2017 Start Time: 09:30

# SS




Number of Competitors: 42, Number of participating NSAs: 20

Rank	Bib	FIS Code	Name	Heat	NSA Code	YB	Run	J1	J2	J3	J4	J5	J6	J7	J8	Score	Best	Tie
26	19	9195093	LEFEVRE Lucile	H2	FRA	1995	Run 1					19	20	18	18	18.75	<b>38.00</b>	
							Run 2					35	38	41	38	<b>38.00</b>		
27	38	9485117	ZHUKOVA Anastasia	H2	RUS	1990	Run 1					12	19	26	24	20.25	<b>36.25</b>	
							Run 2					27	35	42	41	<b>36.25</b>		
28	18	9105169	BLASMAN Jenna	H1	CAN	1993	Run 1	29	28	29	24					27.50	<b>36.00</b>	
							Run 2	37	39	35	33					<b>36.00</b>		
29	44	9105243	ANDREWSHENKO Gillian	H1	CAN	1987	Run 1	35	30	37	31					<b>33.25</b>	<b>33.25</b>	
							Run 2	28	31	30	29					29.50		
30	33	9205073	FLEMMING Nadja	H2	GER	1995	Run 1					25	29	37	30	<b>30.25</b>	<b>30.25</b>	
							Run 2					12	18	14	17	15.25		
31	37	9415030	PHILLIPS Corrah	H2	NZL	1997	Run 1					8	10	14	9	10.25	<b>29.75</b>	
							Run 2					24	37	29	29	<b>29.75</b>		
32	17	9535268	SHORR Karly	H1	USA	1994	Run 1	25	25	27	28					<b>26.25</b>	<b>26.25</b>	
							Run 2	24	23	25	27					24.75		
33	45	1129993	ZHAI Yue	H2	CHN	1996	Run 1					18	26	25	20	22.25	<b>26.00</b>	
							Run 2					25	27	27	25	<b>26.00</b>		
34	30	9535264	KOTSENBURG Kirra	H1	USA	1996	Run 1	22	22	20	20					<b>21.00</b>	<b>21.00</b>	
							Run 2	9	9	8	10					9.00		
35	34	1569959	PRIBOSIC Urska	H2	SLO	1990	Run 1					16	22	20	22	<b>20.00</b>	<b>20.00</b>	
							Run 2					18	20	18	16	18.00		
35	39	9415023	GOOD Natalie	H1	NZL	1990	Run 1	20	16	19	25					<b>20.00</b>	<b>20.00</b>	
							Run 2	16	18	14	19					16.75		
37	40	1389930	JUGOVAC Lea	H1	CRO	1994	Run 1	12	14	11	15					13.00	<b>18.25</b>	
							Run 2	19	19	17	18					<b>18.25</b>		
38	42	9505044	NORDSTROEM Louise	H2	SWE	1986	Run 1					13	15	22	21	<b>17.75</b>	<b>17.75</b>	
							Run 2					10	13	16	12	12.75		
39	13	1229985	FULLER Aimee	H1	GBR	1991	Run 1	15	10	10	8					10.75	<b>15.50</b>	
							Run 2	18	13	13	18					<b>15.50</b>		
	23	9045072	RICH Jessica	H2	AUS	1990	Run 1									DNS		
							Run 2									DNS		
	41	9515157	BOESCH Lia-Mara	H2	SUI	1994	Run 1									DNS		
							Run 2									DNS		



# Audi quattro Winter Games<sup>NZ</sup>



## FIS SNOWBOARD WORLD CUP 2018

### Results - Qualification

#### Ladies' Snowboard Slopestyle

CARDRONA (NZL)

SUN 3 SEP 2017 Start Time: 09:30

# SS



Number of Competitors: 42, Number of participating NSAs: 20

Rank	Bib	FIS Code	Name	Heat	NSA Code	YB	Run	J1	J2	J3	J4	J5	J6	J7	J8	Score	Best	Tie	
	43	9565003	KRALJ Eva	H1	SLO	2000	Run 1												DNS
							Run 2												DNS

<b>Legend:</b>																			
DNS	Did Not Start	J	Judge	Q	Qualified	Tie	Tie-break points												
YB	Year of Birth																		

3 SEP 2017 / Cardrona (NZL) / 7000

Report created SUN 3 SEP 2017 11:20

#FISsnowboard

Results by FIS, provided by GSS

C73SQ

Page 4/4

