





CURLING – MIXED DOUBLES RESULTS : Pool A, Round 3

Maniototo Curling International, Naseby
12:30pm, Sun 27 Aug 2017



Scores

Sheet	Team	LSD	LSFE	1	2	3	4	5	6	7	8	Extra End	Total
A	FIN Finland	115.0	H	1	2	1		2		3	1		10
	JPN Japan	185.7					1		4				5
B	AUS1 Australia 1	66.0	H		1		1		1	1	X		4
	CAN Canada	175.7		1		1		4			X		6
C	NZL2 New Zealand 2	183.8	H	1	2		2		1	1			7
	HUN Hungary	214.0				3		1			4		8
D	CHN China	245.5			1	1	1			1			4
	EST Estonia	174.2	H	3				1	1		1		6

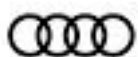
LSD Total Last Stone Draw distance (cm)
LSFE H Last Stone in the First End (Hammer)
 Powerplay called by the team with hammer
X Unplayed / unfinished end due to concession
**** Forfeited game because time expired

Pool Standings after Round 2 of 7

Rank	Team	Played	Won	Lost	Avg DSD
1	CAN Canada	3	3	0	86.15
2	EST Estonia	3	2	1	84.93
2	FIN Finland	3	2	1	61.23
2	HUN Hungary	3	2	1	84.28
2	JPN Japan	3	2	1	34.58
6	AUS1 Australia 1	3	1	2	12.78
7	CHN China	3	0	3	58.65
7	NZL2 New Zealand 2	3	0	3	34.95

Teams will play a single round robin; top 3 from each group will qualify for playoffs

Avg DSD = Average Total Last Stone Draw Shot Distance (cm) after worst result discarded



Audi quattro

